



65 Thistley Field, Coventry, CV6 2DD

Price Guide £549,995

*** A Wonderful and Rare Opportunity to Purchase a Unique, Stunning Family Home *** Check Out The Virtual Tour *** You'll find this beautiful, detached house located in the heart of Coundon, well positioned to all local amenities and highly sort after schools, making a perfect family home. Cleverly extended and much improved, the current owners have created a very stylish and comfortable family home. Better still, there is further scope to extend with planning permissions in place. This gorgeous home needs no attention, is ready to move in and make your own. Get in touch to arrange a viewing to fully appreciate the space and high standard that is being offered..

An impressive hallway welcomes you into the property with Ambience flooring that continues throughout, contemporary oak doors lead off to the spacious lounge area with a gas feature fire place for those cosy evenings. The ground floor continues with a separate dining room, office / study, and a modern fitted breakfast kitchen, integrated appliances include electric double oven and hob, dishwasher and microwave, beautifully finished with granite work surfaces. A handy utility room and separate W/C ensure that this property is practical as well as stylish.

Head up to the first floor where the generous proportions and delights continue - boasting five bedrooms, four of which are spacious doubles and all have fitted wardrobes and storage space. The master bedroom comes complete with an en-suite and walk-in wardrobe, whilst the second bedroom has its own private balcony! The luxury family bathroom is the final room to complete the first floor.

Outside to the front of the property the driveway is large enough for several vehicles, there is also a garage and additional car port. To the rear the property is a neatly laid out landscaped garden providing an excellent entertaining and relaxing area. This property also benefits from newly upgraded gas central heating, PVCu windows and doors, a CCTV and alarm system.

Entrance Hallway



Lounge

21'3" x 19'4" (max) (6.5 x 5.9 (max))



Kitchen

21'3" x 8'6" (6.5 x 2.6)



Utility

8'10" x 5'2" (2.7 x 1.58)



Dining Room

11'9" x 11'1" (3.6 x 3.4)



Office / Study

8'6" x 6'2" (2.6 x 1.9)



Cloakroom

4'11" x 4'3" (1.5 x 1.3)




FIRST FLOOR

Master Bedroom En -Suite

13'1" x 11'5" (4.0 x 3.5)



Bedroom Two with Balcony
18'0" x 8'10" (5.5 x 2.7)



Bedroom Three
9'6" x 9'2" (2.9 x 2.8)



Family Bathroom
9'5" x 5'2" (2.89 x 1.6)



Garage
19'8" x 9'6" (6. x 2.9)

Bedroom Four
8'6" x 7'10" (2.6 x 2.4)



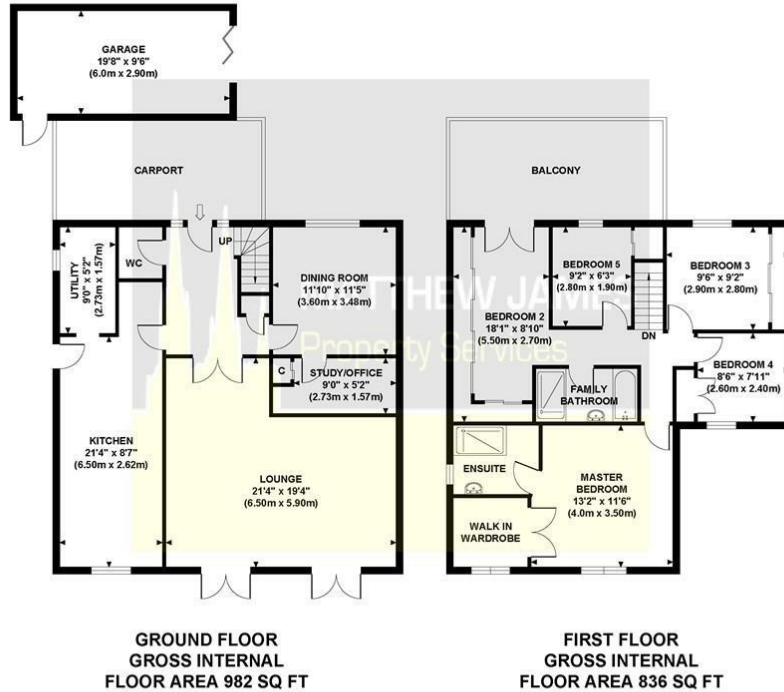
Bedroom Five
9'2" x 6'2" (2.8 x 1.9)



Floor Plan

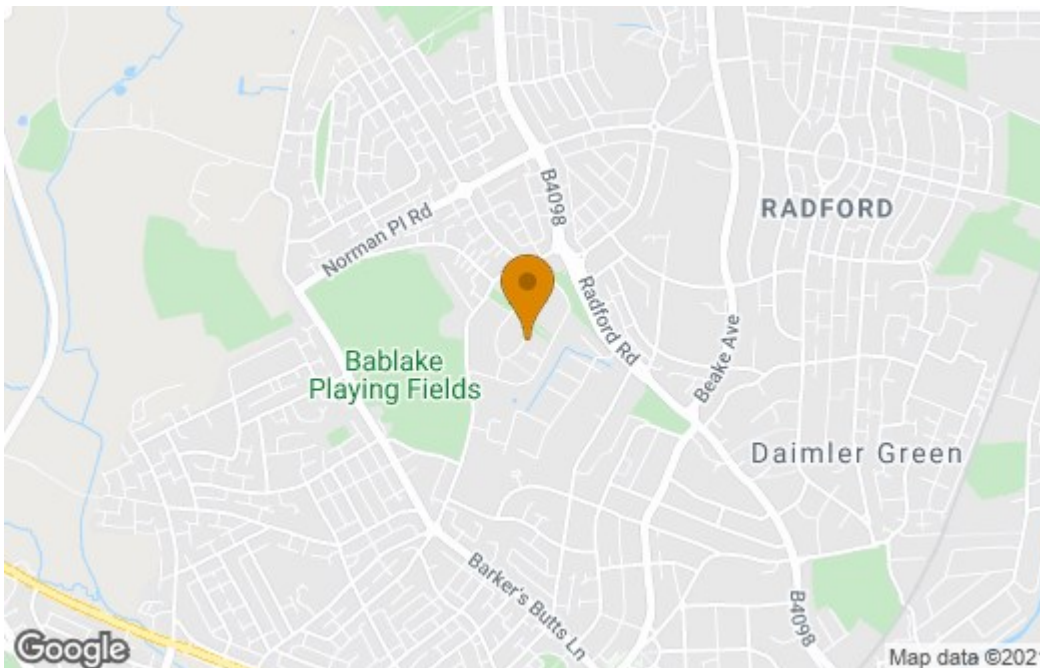
THISTLEY FIELD

Approximate Gross Internal Area 1818 sq ft / 168.90 sq m
 Garage Area 187 sq ft / 17.40 sq m

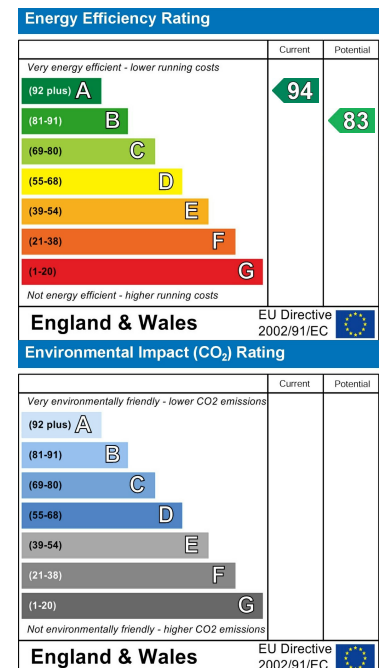


Although every attempt has been made to ensure accuracy, all measurements are approximate and no responsibility is taken for any error, omission, or mid-statement. This floor plan is for illustrative purposes only and not to scale. Measured in accordance to RICS standards.

Area Map



Energy Efficiency Graph



These particulars, whilst believed to be accurate are set out as a general outline only for guidance and do not constitute any part of an offer or contract. Intending purchasers should not rely on them as statements of representation of fact, but must satisfy themselves by inspection or otherwise as to their accuracy. No person in this firm's employment has the authority to make or give any representation or warranty in respect of the property.

CONTACT INFORMATION

24a Warwick Row, Coventry CV1 1EY

02477 170170

info@matthewjames.uk.com

www.matthewjames.uk.com

Facebook

Twitter